



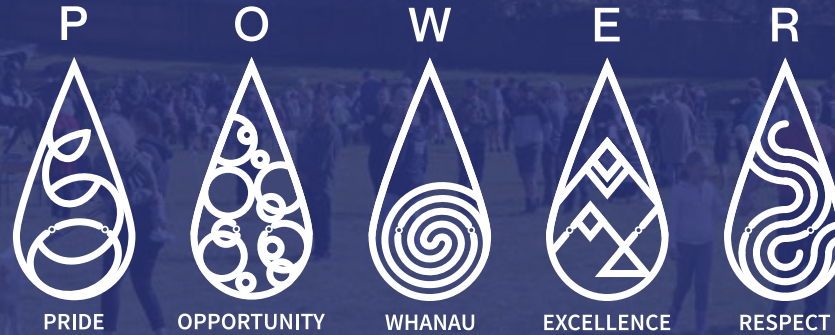
Wairakei Primary is an inclusive school

2 KAURI DRIVE, WAIRAKEI VILLAGE, TAUPO, 3332

PH: 07 374 8035; FAX: 07 374 8689

info@wairakeitaupo.school.nz

https://www.wairakeitaupo.school.nz/



RISING TO SUCCESS

## Assessment for Learning

Create positive outcomes for students using assessment procedures and practices that reflect the depth of the NZ Curriculum

NELP 1 Learners At the Centre

NELP 2 Barrier Free Access

NELP 3 Quality teacher and leadership

## Effective Governance – Board of Trustees

The Board Of Trustees will govern the school effectively and strategically through providing quality resources that support raising student achievement

NELP 1 Learners At the Centre

## Future Focused Learning

To provide a learning environment that develops well-rounded and balanced learners

NELP 1 Learners At the Centre

NELP 3 Quality teacher and leadership

NELP 4 Future of learning and work

## Quality Teaching and Learning

Develop a deep and consistent understanding of quality teaching strategies that promote and support learning for all students

NELP 1 Learners At the Centre

NELP 3 Quality teacher and leadership

## Treaty of Waitangi

School policies and practices will provide opportunities for students to learn to respect the diverse ethnic nature and cultural heritage of New Zealand people with acknowledgment of the unique place of Māori.

# Wairakei School

## Members of the Board of Trustees

For the year ended December 31, 2023

Name	Position Held	How Position was Gained	Term Expiry
Paula Farquhar	Principal	Appointed	
Chris Te Whare	Chair Person	Elected	Jun-25
Gordon Roberts	Parent Rep	Elected	Jun-25
Olivia Graham	Staff Rep	Elected	Jun-25
Emily Walker	Parent Rep	Co-opted	Jun-25
Tracey Bouma	Parent Rep	Co-opted	Jun-25
Tony Young	Parent Rep	Elected	Jun-25
Virginia McCreadie	Parent Rep	Co-opted	Jun-25
Gayle Leaf	Parent Rep	Co-opted	Jun-25


# Wairakei Primary School 2024

## How we have given effect to TeTiriti ko Waitangi

- Engagement with hapu - Anne-Marie - Reciprocal Relationship - Cultural leaders
- Karakia tiaki
- Karakia, Waiata - specialised
- Whakatau/Powhiri
- Kapa Haka - Whole School
- Mihi Mihi/Pepeha
- Localised curriculum
- Tūrangawaewae/Visual Arts/Taonga
- Mana Whenua - Tuwharetoa
- Student names
- Celebrations - Matariki
- Rotations - activities
- Tikanga practices
- Manukura Roles
- Te Reo Māori - written & spoken - everyday - authentic
- Teachers committed to learn more - grow knowledge
- Kaitiakitanga

# Wairakei Primary School 2066

## Statement of Variance Reporting - Reading



<b>School Name:</b>	Wairakei Primary School	<b>School Number:</b>	2066
---------------------	-------------------------	-----------------------	------

<b>Strategic Aim</b>	To have 90% of students reading at the appropriate curriculum level.
<b>Annual Aim:</b>	For every student to be able to always engage in their learning.
<b>Target:</b>	<p><i>To have 90% of students - Reading at their appropriate curriculum level.</i></p> <ul style="list-style-type: none"> <li>Year Three: five identified target students to be achieving a PaCT score above four hundred. Seven identified target students to be achieving a PaCT score above five hundred.</li> <li>Year Four: seventeen identified target students to be achieving a PaCT score above 500.</li> <li>Year Five: thirteen identified target students to be achieving a PaCT score above 550. Six identified target students to be achieving a PaCT score above 625.</li> <li>Year Six: six identified target students to be achieving a PaCT score above 625. Nine identified target students to be achieving a PaCT score above 675</li> </ul>
<b>Baseline Data:</b>	<p>End of Year 2022</p> <ul style="list-style-type: none"> <li>100% of Year 1 students are achieving at or above their appropriate curriculum level.</li> <li>100% of Year 2 students are achieving at or above their appropriate curriculum level.</li> <li>Eighty percent of Year 3 students are achieving at or above their appropriate curriculum level - an increase of 3% since mid-year.</li> <li>Ninety-seven percent of Year 4 students are achieving at or above their appropriate curriculum level - an increase of 2% since mid-year.</li> <li>Seventy-nine percent of Year 5 students are achieving at or above their appropriate curriculum level - an increase of 3% since mid-year.</li> <li>Ninety-nine percent of Year 6 students are achieving at or above their appropriate curriculum level - an increase of 1% since mid-year.</li> </ul> <p>End of Year 2023 All students</p> <ul style="list-style-type: none"> <li>100% of Year 1 students are achieving at or above their appropriate curriculum level.</li> <li>100% of Year 2 students are achieving at or above their appropriate curriculum level.</li> <li>80% of Year 3 students are achieving at or above their appropriate curriculum level - an increase of 25%</li> </ul>

## Tātaritanga raraunga

- 94% of Year 4 students are achieving at or above their appropriate curriculum level.
- 80% of Year 5 students are achieving at or above their appropriate curriculum level - an increase of 29%
- 91% of Year 6 students are achieving at or above their appropriate curriculum level - an increase of 3%

### Māori Students

- 100% of Māori students at Year 1 are achieving at or above their expected curriculum level.
- 100% of Māori students at Year 2 are achieving at or above their expected curriculum level.
- 56% of Māori students at Year 3 are achieving at their expected curriculum level - an increase of 23%
- 100% of Māori students at Year 4 are achieving at or above their expected curriculum level.
- 69% of Māori students at Year 5 are achieving at or above their expected curriculum level - an increase of 36%
- 94% of Māori students at Year 6 are achieving at or above their expected curriculum level - an increase of 5%

### Male students

- 100% of Year 1 male students are working at their expected curriculum level.
- 100% of Year 2 male students are working at or above their expected curriculum level.
- 73% of Year 3 male students are working at their expected curriculum level - an increase of 35%
- 95% of Year 4 male students are working at or above their expected curriculum level.
- 88% of Year 5 male students are working at their expected curriculum level - an increase of 30%
- 82% of Year 6 male students are working at or above their expected curriculum level - an increase of 4%

### Female Students

- 100% of Year 1 female students are working at or above their expected curriculum level.
- 100% of Year 2 female students are working at or above their expected curriculum level.
- 88% of Year 3 female students are working at their expected curriculum level - an increase of 11%
- 94% of Year 4 female students are working at or above their expected curriculum level - an increase of 5%
- 70% of Year 5 female students are working at their expected curriculum level - an increase of 28%

## Tātaritanga raraunga

- 100% of Year 6 female students are working at or above their expected curriculum level - an increase of 3%

<b>Actions</b> <i>What did we do?</i>	<b>Outcomes</b> <i>What happened?</i>	<b>Reasons for the variance</b> <i>Why did it happen?</i>	<b>Evaluation</b> <i>Where to next?</i>
<p>The Code training and implementation for years 2-5 in small groups.  Re-visited running records with staff.  Moderation of PaCT reading with the whole staff  Junior literacy with RTLB support  Quick 60 reading groups from seniors.  LEXIA online with teacher and support.  Ballantyne support for ICS students  Staff meetings on reading Heggerty in all classes  Phonics in all classes  Dyslexia screenings from RTLB and LSC  LSC groups</p>	<p>Increased tracking of data within the teams.  Quicker assessments and identification of students in need of extra support  Revisiting the PaCT progression to support previous work undertaken by staff.  Collaborative work between LSC and RTLB and the school.</p>	<p>The overall outcomes of the data trend towards increases in target student achievement as well as year groups.</p> <p>Group work is strong among the teachers, and they have a consistent format for monitoring achievement.</p>	<p>Earlier interventions of students not hearing letter sounds or phonic sounds.  More tracking of younger students and progress made.  More emphasis on teams tracking progress in classes.  More one one-on-one discussions with teacher re progress.</p>
<p><b>Planning for next year:</b></p>			
<p>Junior teachers involved in BSLA training. LSC is involved in BSLA training. How you can help at-home workshops offered to parents. Held early in the year. Revisit running records and assessment tools being used in classes. Focus from the Unit Holder on reading. Purchase of new resources. Book week with reading across the school. Continued tracking of SEA and 6-year net data of early interventions. The Code implementation and support for teachers with a unit holder working in the school. Increased blogs on support at home.</p>			

# Statement of Variance Reporting



<b>School Name:</b>	Wairakei Primary School	<b>School Number:</b>	2066
<b>Strategic Aim:</b>	To have 90% of students writing at the appropriate curriculum level.		
<b>Annual Aim:</b>	For every student to be able to always engage in their learning.		
<b>Target:</b>	<p><i>To have 90% of students Writing at the appropriate curriculum level.</i></p> <ul style="list-style-type: none"> <li>Year One: 5 identified target students to be achieving a PaCT score above 200.</li> <li>Year Two: 20 identified target students to be achieving a PaCT score above 300.</li> <li>Year Three: 15 identified target students to be achieving a PaCT score above 400.</li> <li>Year Four: 9 identified target students to be achieving a PaCT score above 500. 6 identified target students to be achieving a PaCT score above 550.</li> <li>Year Five: 14 identified target students to be achieving a PaCT score above 550. 5 identified target students to be achieving a PaCT score above 625.</li> <li>Year Six: 9 identified target students to be achieving a PaCT score above 625. 6 identified target students to be achieving a PaCT score above 675</li> </ul>		
<b>Baseline Data:</b>	<p>End of Year 2022</p> <ul style="list-style-type: none"> <li>100% of Year 1 students are achieving at their appropriate curriculum level.</li> <li>100% of Year 2 students are achieving at or above their appropriate curriculum level.</li> <li>70% of Year 3 students are achieving at or above their appropriate curriculum level - an increase of 36% since mid-year.</li> <li>97% of Year 4 students are achieving at or above their appropriate curriculum level - an increase of 12% since mid-year.</li> <li>61% of Year 5 students are achieving at their appropriate curriculum level - an increase of 20% since mid-year.</li> <li>86% of Year 6 students are achieving at or above their appropriate curriculum level - an increase of 10% since mid-year.</li> </ul> <p>End of Year All Students 2023</p> <ul style="list-style-type: none"> <li>100% of Year 1 students are achieving at their appropriate curriculum level.</li> <li>100% of Year 2 students are achieving at or above their appropriate curriculum level.</li> <li>70% of Year 3 students are achieving at or above their appropriate curriculum level - an increase of 36% since mid-year.</li> <li>97% of Year 4 students are achieving at or above their appropriate curriculum level - an increase of 12% since mid-year.</li> </ul>		



## Tātaritanga raraunga

- 61% of Year 5 students are achieving at their appropriate curriculum level - an increase of 20% since mid-year.
- 86% of Year 6 students are achieving at or above their appropriate curriculum level - an increase of 10% since mid-year.

### End of Year Māori Students 2023

- 100% of Year 1 Māori students are working at or above their expected curriculum level.
- 100% of Year 2 Māori students are working at or above their expected curriculum level.
- 25% of Year 3 Māori students are working at or above their expected curriculum level.
- 86% of Year 4 Māori students are working at or above their expected curriculum level - an increase of 19%
- 23% of Year 5 Māori students are working at or above their expected curriculum level - an increase of 6%
- 78% of Year 6 Māori students are working at or above their expected curriculum level - an increase of 6%

### End-of-Year Males

- 100% of Year 1 male students are working at their expected curriculum level.
- 100% of Year 2 male students are working at or above their expected curriculum level. 24% of male Year 2 students are working above their expected curriculum level - an increase of 17%.
- 55% of Year 3 male students are working at or above their expected curriculum level - an increase of 31%
- 92% of Year 4 male students are working at or above their expected curriculum level - an increase of 13%. 21% of male Year 4 students are working above their expected curriculum level - an increase of 18%.
- 56% of Year 5 male students are working at or above their expected curriculum level - an increase of 27%
- 73% of Year 6 male students are working at or above their expected curriculum level - an increase of 20%. 12% of male Year 6 students are working above their expected curriculum level - an increase of 9%.


### End of Year Females

- 100% of Year 1 female students are working at or above their expected curriculum level.
- 100% of Year 2 female students are working at or above their expected curriculum level. 63% of female Year 2 students are working above their expected curriculum level - an increase of 59%.
- 80% of Year 3 female students are working at or above their expected curriculum level - an increase of 30%
- 90% of Year 4 female students are working at or above their expected curriculum level. 13% of female Year 4 students are working above their expected curriculum level - an increase of 9%.
- 41% of Year 5 female students are working at or above their expected curriculum level - an increase of 22%

## Tātaritanga raraunga

- **87% of Year 6 female students are working at or above their expected curriculum level - an increase of 3%. 31% of female Year 6 students are working above their expected curriculum level - an increase of 25%.**

<b>Actions</b> <i>What did we do?</i>	<b>Outcomes</b> <i>What happened?</i>	<b>Reasons for the variance</b> <i>Why did it happen?</i>	<b>Evaluation</b> <i>Where to next?</i>
<p>Sampling of 100 randomly selected students across the school twice during the year.</p> <p>PLG focussed on writing across the curriculum.</p> <p>Peer tutors were established to work with students to master Heart Words in years 1-3</p> <ul style="list-style-type: none"> <li>• Heggerty phonemic awareness programme continued across the school in 2023.</li> <li>• The Code was implemented throughout Year 4-6.</li> <li>• Phonics programs implemented across the school.</li> </ul> <p>Extension Literacy Programme in Years 4-6 in Terms 1-3.</p> <ul style="list-style-type: none"> <li>• Intervention programmes -</li> <li>• Quick60 (RTL B support)</li> <li>• Rainbow Reading</li> <li>• Early Words</li> <li>• Mini-Lit (RTL B support)</li> <li>• ESOL teaching</li> </ul> <p>Identified target students in all classes.</p> <p>Used student tracking sheets to monitor student achievement across the year using PaCT data.</p>	<p>100% of Year 1 students are achieving at or above their expected curriculum level.</p> <p>100% of Year 2 students are achieving at or above their expected curriculum level.</p> <p>67% of Year 3 students are achieving at or above their expected curriculum level - an increase of 32% since mid-year.</p> <p>91% of Year 4 students are achieving at or above their expected curriculum level - an increase of 9% since mid-year. Notably 17% of students are now working above their expected curriculum level - an increase of 14%.</p> <p>49/50% of Year 5 students are achieving at their expected curriculum level - an increase of 25%.</p> <p>80% of Year 6 students are achieving at or above their expected curriculum level - an increase of 12%. Notably, 22% of students are now working above their expected</p>	<p>Teachers were able to identify the need to have accelerant work available for students to access.</p> <p>Daily teaching of Heggerty Phonemic Awareness programme across the school continued in 2023.</p> <p>Phonics assessments clearly identified gaps students had and teachers were able to use programmes to teach these.</p> <p>The tracking sheets provided regular opportunities for staff to look at the data provided in PaCT and then plan for direct and deliberate teaching to the needs of the students.</p> <p>Moderation meetings - across team focus. Teachers were able to discuss their students' levels with students in different teams - robust discussions around what each curriculum level looks like.</p> <p>Writing samples enabled us to have a bank of writing samples to base decisions around teaching and learning.</p>	<p>Keep working with The Code across all classes.</p> <p>Continue with moderation of writing samples using the LSC and staff.</p> <p>Work with other schools on moderations of writing levels.</p> <p>Keep writing as a focus for all staff and students. What is the purpose of writing and why do we do it.</p>



## Tātaritanga raraunga

School wide moderation of PaCT levelling within teams and as a whole staff.

Integrated approach to reading and writing - particularly in Years 4-6 - increased student agency regarding choice of genre to showcase learning.

Use of Murray Gadd resources across school - including his school-wide writing approach.


curriculum level - an increase of 18%.

### *Planning for next year:*

Continue with writing samples across the school. Continue with the moderation of writing for PaCT and progressions, Continue with The Cod implementation across the school including teacher observations and modelling. Use the strengths of the teachers to work together. Have writing as a focus area across the school.



<b>School Name:</b>	Wairakei Primary School	<b>School Number:</b>	2066
<b>Strategic Aim:</b>	To have 90% of students using mathematics at their expected curriculum level.		
<b>Annual Aim:</b>	For every student to be able to always engage in their learning.		
<b>Target:</b>	<p><b>To have 90% of students using Mathematics at the appropriate curriculum level.</b></p> <ul style="list-style-type: none"> <li>Year Three: 6 identified target students to be achieving a PaCT score above 400. 6 identified target students to be achieving a PaCT score above 500.</li> <li>Year Four: 12 identified target students to be achieving a PaCT score above 500. 5 identified target students to be achieving a PaCT score above 550.</li> <li>Year Five: 9 identified target students to be achieving a PaCT score above 550. 13 identified target students to be achieving a PaCT score above 625.</li> <li>Year Six: 11 identified target students to be achieving a PaCT score above 625. 4 identified target students to be achieving a PaCT score above 675.</li> </ul>		
<b>Baseline Data:</b>	<p>End of Year 2022</p> <ul style="list-style-type: none"> <li>100% of Year 1 students are achieving at their appropriate curriculum level.</li> <li>100% of Year 2 students are achieving at or above their appropriate curriculum level.</li> <li>96% of Year 3 students are achieving at or above their appropriate curriculum level - an increase of 21% since mid-year.</li> <li>98% of Year 4 students are achieving at or above their appropriate curriculum level.</li> <li>92% of Year 5 students are achieving at their appropriate curriculum level - an increase of 11% since mid-year.</li> <li>100% of Year 6 students are achieving at or above their appropriate curriculum level.</li> </ul> <p>All students 2023</p> <ul style="list-style-type: none"> <li>100% of Year 1 students are achieving at their appropriate curriculum level.</li> <li>100% of Year 2 students are achieving at or above their appropriate curriculum level.</li> <li>96% of Year 3 students are achieving at or above their appropriate curriculum level - an increase of 21% since mid-year.</li> <li>98% of Year 4 students are achieving at or above their appropriate curriculum level.</li> </ul>		



## Tātaritanga raraunga

- 92% of Year 5 students are achieving at their appropriate curriculum level - an increase of 11% since mid-year.
- 100% of Year 6 students are achieving at or above their appropriate curriculum level.

### Māori Students 2023

- 100% of Māori students at Year 1 are achieving at their expected curriculum level.
- 100% of Māori students at Year 2 are achieving at or above their expected curriculum level.
- 86% of Māori students at Year 3 are achieving at their expected curriculum level.
- 100% of Māori students at Year 4 are achieving at or above their expected curriculum level.
- 90% of Māori students at Year 5 are achieving at or above their expected curriculum level.
- 100% of Māori students at Year 6 are achieving at or above their expected curriculum level.

### Male Students and Female Students

- 100% of males and females at Year 1 are achieving at or above their expected curriculum level.
- 100% of males and females at Year 2 are achieving at or above their expected curriculum level.
- 97% of males and 96% of females at Year 3 are achieving at or above their expected curriculum level.
- 100% of males and 97% females at Year 4 are achieving at or above their expected curriculum level.
- 85% of males and 98% of females at Year 5 are achieving at or above their expected curriculum level.
- 100% of males and 100% of females at Year 6 are achieving at or above their expected curriculum level.

<b>Actions</b> <i>What did we do?</i>	<b>Outcomes</b> <i>What happened?</i>	<b>Reasons for the variance</b> <i>Why did it happen?</i>	<b>Evaluation</b> <i>Where to next?</i>
<p>Whole school PD from Learner First. Four bespoke learning days targeted at all levels of the school.</p> <p>Moderation of PaCT levels by staff</p> <p>Year-long focus on basic facts and times tables in the Te Mihi team</p> <p>Identified target students in all classes tracked and discussed in team meetings.</p> <p>Extension Maths - Term 1-3</p> <p>Participation in Maths Matters competition</p> <p>Used student tracking sheets to monitor student achievement across the year using PaCT data.</p>	<p>Teachers were able to identify the need to have accelerant work available for students to access. The tracking sheets provided regular opportunities for staff to look at the data provided in PaCT and then play for direct and deliberate teaching to the needs of the students.</p> <p>Moderation meetings - across team focus. Teachers were able to discuss their student's levels with students in different teams - robust discussions around what each curriculum level looks like.</p> <p>Tracked students using PAT data for the Kahui Ako</p>	<p>Awareness of the range of abilities in classes. More teacher discussion on having variety in the teaching programmes.</p> <p>Awareness of using resources already in the school</p> <p>Staff professional development on NZC refresh.</p>	<p>Continue with extension for senior students. Enter the Maths Matters teams in term three.</p> <p>Continue with Basic facts recall for students in years 3-6.</p> <p>Work Kahui Ako on collecting PAT data for the school</p>
<b>Planning for next year:</b>			
<p>Establishment of the Maths Cluster with 5 other schools using Learner First. Work with Maths unit holder to lift the profile of mathematics. Work with Kahui Ako to track student achievement. Professional development on using PAT data. Track changes to the NZC refresh. Celebrate success amongst our students.</p>			



2 Kauri Drive, Wairakei Village  
Taupo, 3332, New Zealand  
+64 (0) 7 374 8035 tel  
+64 (0) 7 374 8689 fax  
[info@wairakeitaupo.school.nz](mailto:info@wairakeitaupo.school.nz)  
[www.wairakeitaupo.school.nz](http://www.wairakeitaupo.school.nz)

### KIWISPORT FUNDING 2023

Wairakei Primary School spent \$5347.24 in 2023 to send 100% of our students to swimming lessons at the local swimming pools located in Taupo.

Community consultation held in Term Four 2023.

Paula Farquhar  
Principal